

Safe Method: Pest control






Effective pest control is essential to keep pests out of your premises and prevent them from spreading harmful bacteria

Safety Point	Why?	How do I do this?
Check your kitchen regularly for signs of pests, for example in your kitchen cupboards.	Pests carry harmful bacteria.	When do you check for pests? Put reminders of when to check for pests in your diary
Make sure no food or dirty plates are left out at night and clean up any food on the floor.	These are a source of food for pests.	Do you check your kitchen is clean every night? Yes/No
Keep external areas tidy and free from weeds. Make sure bins have close-fitting lids and are easy to clean.	Weeds and rubbish can attract pests and provide them with food and shelter.	How often do you check external areas?

Type of pests

Signs of pests

Rats and mice		Small footprints in dust, droppings, holes in walls and doors, nests, gnawed goods or packaging, grease or smear marks, urine stains on food packaging
Flies and flying insects		Bodies of insects, live insects, webbing, nests, droning or buzzing, maggots
Beetles and weevils		Moving insects, particularly in dry food, small maggots

What to do if things go wrong

- If you see signs of pests, call your local authority or a pest contractor immediately. Write the pest contractor on the contacts list in the diary
- If you think any equipment, worktop or utensils have been touched by pests, wash and disinfect them to stop harmful bacteria from spreading
- If you think food has been touched by pests in any way, throw it away
- If pest control chemicals get into food, throw the food away

Write what went wrong and what you did about it on your diary sheet

Think twice!

Never put pest control bait/chemicals, including sprays, come into contact with food, packaging, equipment or surfaces, because they are likely to be poisonous to people.

Manage it

- Make sure no food or dirty plates etc. are left out at night – these are a source of food for pests.
- Make sure that checks for pests are carried out regularly.
- Put reminders of when to check for pests in your diary.
- If you have a pest contractor, keep a record of their contact details and visits in your diary, as well as any feedback or action points they recommend. Make a note of when you have carried these out.

Safe method completed. Date Signature.....