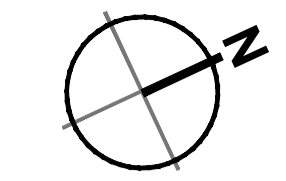

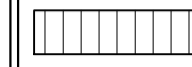

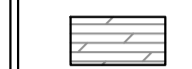


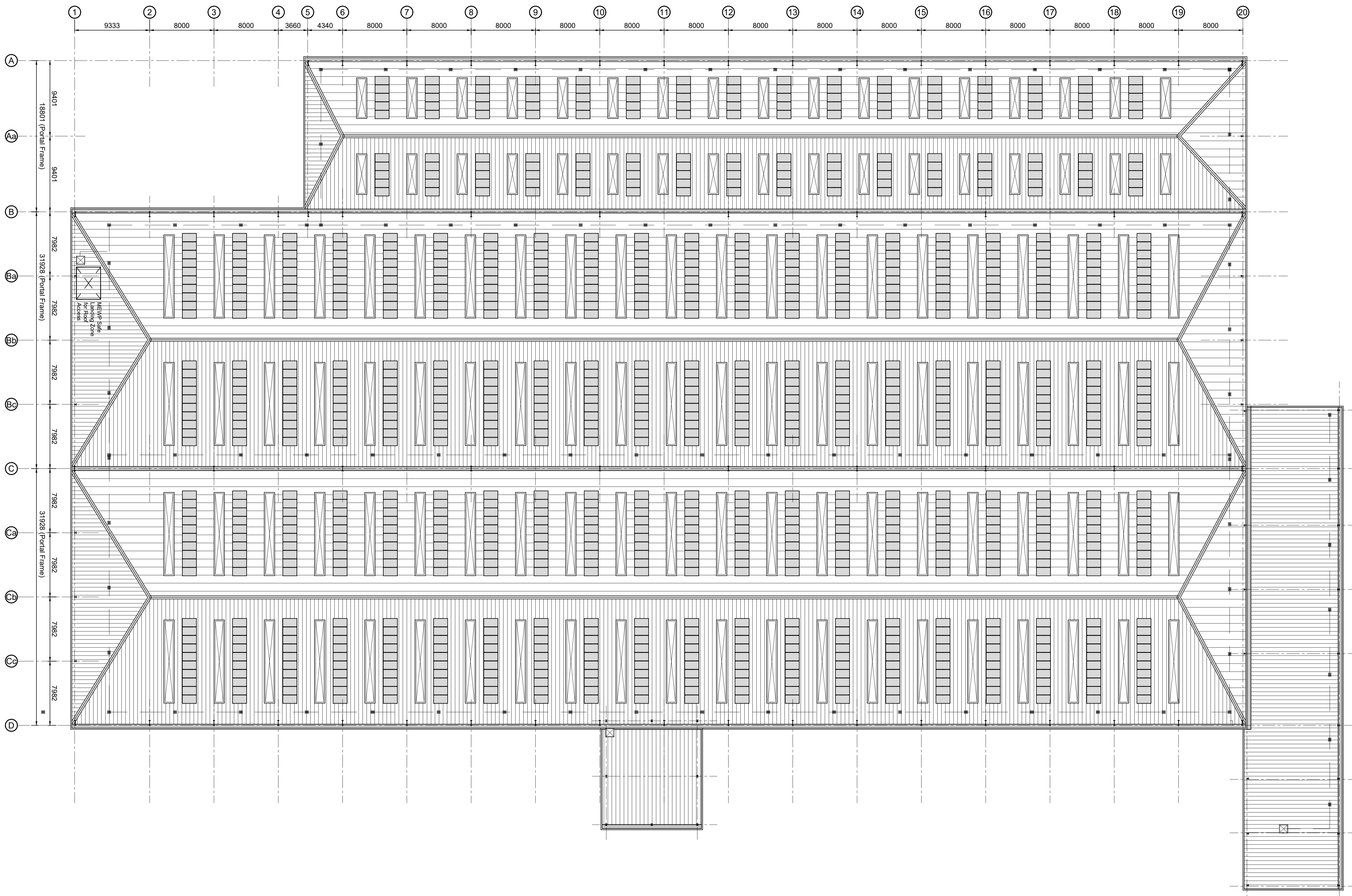
- Dimensions are in millimeters, unless stated otherwise.
 - Scaling of this drawing is not recommended.
 - It is the recipient's responsibility to print this document to the correct scale.
 - All relevant drawings and specifications should be read in conjunction with this drawing.



Internal arrangement shown for illustrative purposes only.

Key:

-  **Roof access hatch**
Proprietary hatch to be installed onto upstand with 1100mm high protection rail
-  **Roofing**
Profiled roof sheeting system, with insulated metal gutter system and parapet capping. Colour: Goosewing Grey (RAL 7038)
-  **Rooflights**
Translucent safety type triple skin rooflight, outer sheet to be profiled GRP roof lights to equate to 12.5% of internal warehouse floor area.
-  **320w polycrystalline solar photovoltaic panel:**
1962mm x 992mm
22kg



Unit 100 - Proposed Roof Plan
 Scale 1:250

rev	amendments	by	ckd	date

Weybridge Business Park, Weybridge

Unit 100 - Proposed Roof Plan



RIBA PoW Stage:	2 - Concept Design
Document Suitability:	06
Drawn / Checked:	LAH / MT
Date:	02.02.22
Scale:	1:250 A1
UMC Project Number:	21490
Document Reference:	Drawing no: 1012 Revision: E
21490 - UMC - 0100 - ZZ - DR - A	1012 E

PLANNING
 THIS DRAWING IS TO BE USED FOR THE STATED PURPOSE ONLY AND SHOULD NOT BE USED FOR ANY OTHER

