
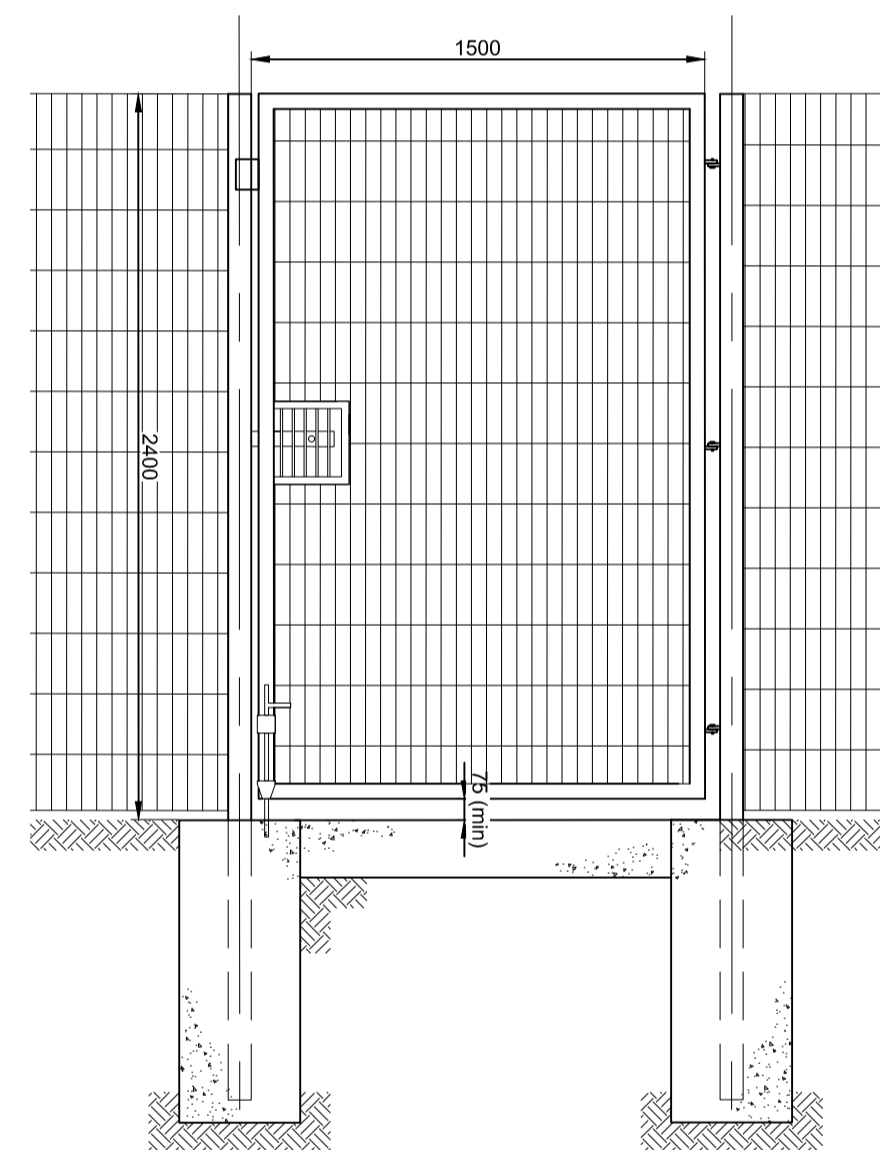


Site Layout - Fence Layout Scale 1:500



Typical Paladin Vehicular Gate Details  
 Scale 1:25



Typical Paladin Pedestrian Gate Details  
 Scale 1:25



**Acoustic Fence**

- Size:
- 0.5m high
  - 1.0m high
  - 1.5m high
  - 2.0m high
  - 4.5m high



**Door Barriers**

Location: Main entrances

Finish: Stainless steel  
 Note: Barriers to be fixed in place to substrate beneath finished surface, with block paving out to suit to conceal fixings.



**Heavy Duty Bollards**

Location: Level access doors  
 Dock retaining walls

Finish: Steel with Black and Yellow polymer sleeve



**Armco Protective Barriers**


Location: Dock retaining walls with 1100mm handrail,  
 HGV parking spaces against vulnerable areas of elevations  
 Office Core and escape stair perimeter

Finish: Galvanised Steel




**Electric Vehicle Charging Posts**

Location: Car park



**Wheel Guides**

Location: Service yard  
 Colour: Yellow



**Paladin Fence and Gates**

Size: 2.4m high



**Entrance Bollards**

Location: Building protection

Finish: Stainless steel



L	Application boundary updated.	LAH	AJL	14.10.22
K	Substation and parking relocated to suit easement.	LAH	AJL	07.10.22
J	Acoustic Fence picture added	LAH	MT	07.10.22
H	Acoustic Fence added	LAH	MT	30.09.22
rev	amendments	by	ckd	date

Weybridge Business Park, Weybridge

Fencing Details



Newark Basoon, Cafferata Way, Newark, Nottinghamshire NG24 2TN  
 t. +44 (0)1636 653027 e. info@umcarchitects.com

RIBA PoW Stage:	2 - Concept Design
Document Suitability:	ZZ
Drawn / Checked:	LAH / MT
Date:	02.02.22
Scale:	1:1000 A1
UMC Project Number:	21490
Document Reference:	21490 - UMC - 0100 - SI - DR - A
Drawing no:	0702
Revision:	L

**PLANNING**  
 THIS DRAWING IS TO BE USED FOR THE STATED PURPOSE ONLY AND SHOULD NOT BE USED FOR ANY OTHER