

Councillor Attendance 2019/20

Councillor	Attended as:			Running Total	Number of scheduled meetings	Absent:		
	Member	Substitute	Non Member			Subbed	Gave Apologies	No Show
Adams	6			6	24		1	
Alderson	14	1		15	45			
Anderson-Bassey	10		1	11	39		2	
Brierley	7			7	27			
Broadhead	10	1		11	47	2		
Burton	4		2	6	29		4	
Chaudhri	8			8	39	1	1	
Clarke B	6			6	24		3	
Clarke D	6	1		7	30		1	1
Cotty	10			10	38			
Cressey	8		3	11	36	3		
Dennett	5			5	29		1	1
Edis	6	3		9	31			2
Furey	5	1		6	39	1	3	2
Gill	7	1		8	39	1	1	
Gillham	8	1	3	12	35			
Gracey J	8		1	9	36	1		
Gracey T	6		2	8	27			
Harnden	7			7	24	2	2	
Heath	8			8	38	3		
Howorth	8	1	1	10	40	2		
Hulley	10	2	2	14	33			
King N	9			9	38	1	1	
King R	11	1	2	14	46	1		
Kusneraitis	8	1	8	17	30			1
Lewis	7			7	21			
Mackay	3		2	5	29	1	1	2
Maddox	9			9	29	1	1	
Mullens	6		4	10	30			
Neathey	7	1	4	12	30	1		
Nuti	12	1		13	47	2	3	
Olorenshaw	8	3	1	12	28			
Prescot	6		1	7	29		2	
Snow	7	1	2	10	38		1	
Sohi J	10			10	37	1		
Sohi P	3			3	9			
Walsh	4			4	25		4	
Whyte D	7		1	8	41		4	
Whyte S	8			8	34		1	
Willingale	8			8	45	1	4	1
Wilson	8	4	1	13	39		4	

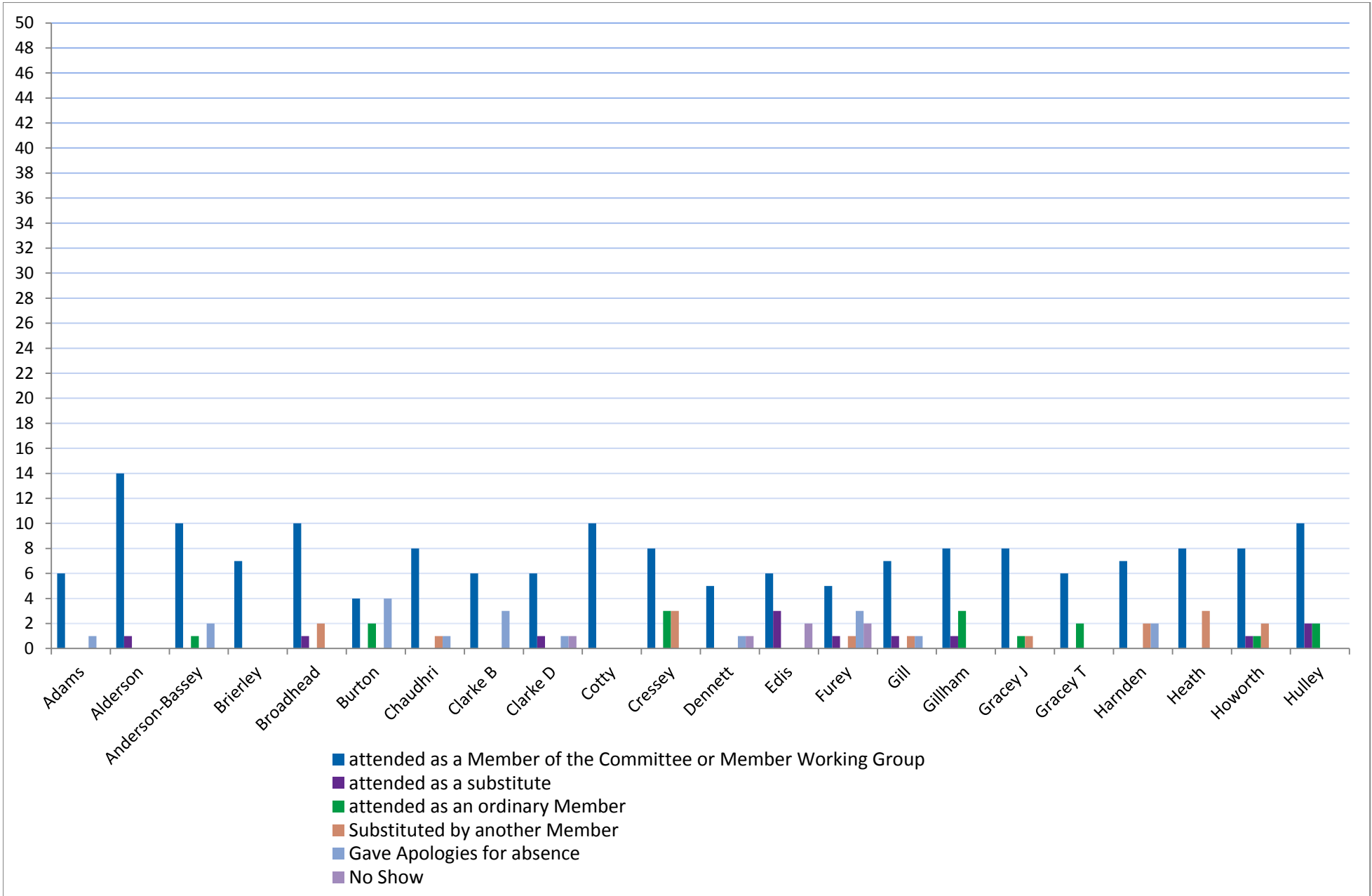
Number of scheduled meetings of each Committee

Cabrera Trust	2
Chertsey Meads	2
Community Services	5
Corporate Management	12
Crime and Disorder	4
Council	7
Englefield Green	3
Environment and Sustainability	5
Housing	5
Planning	15
Licensing	5
Overview and Scrutiny	5
Regulatory	5
Standards and Audit	5
Runnymede Joint	4

Number of Scheduled meetings of each Member Working Group

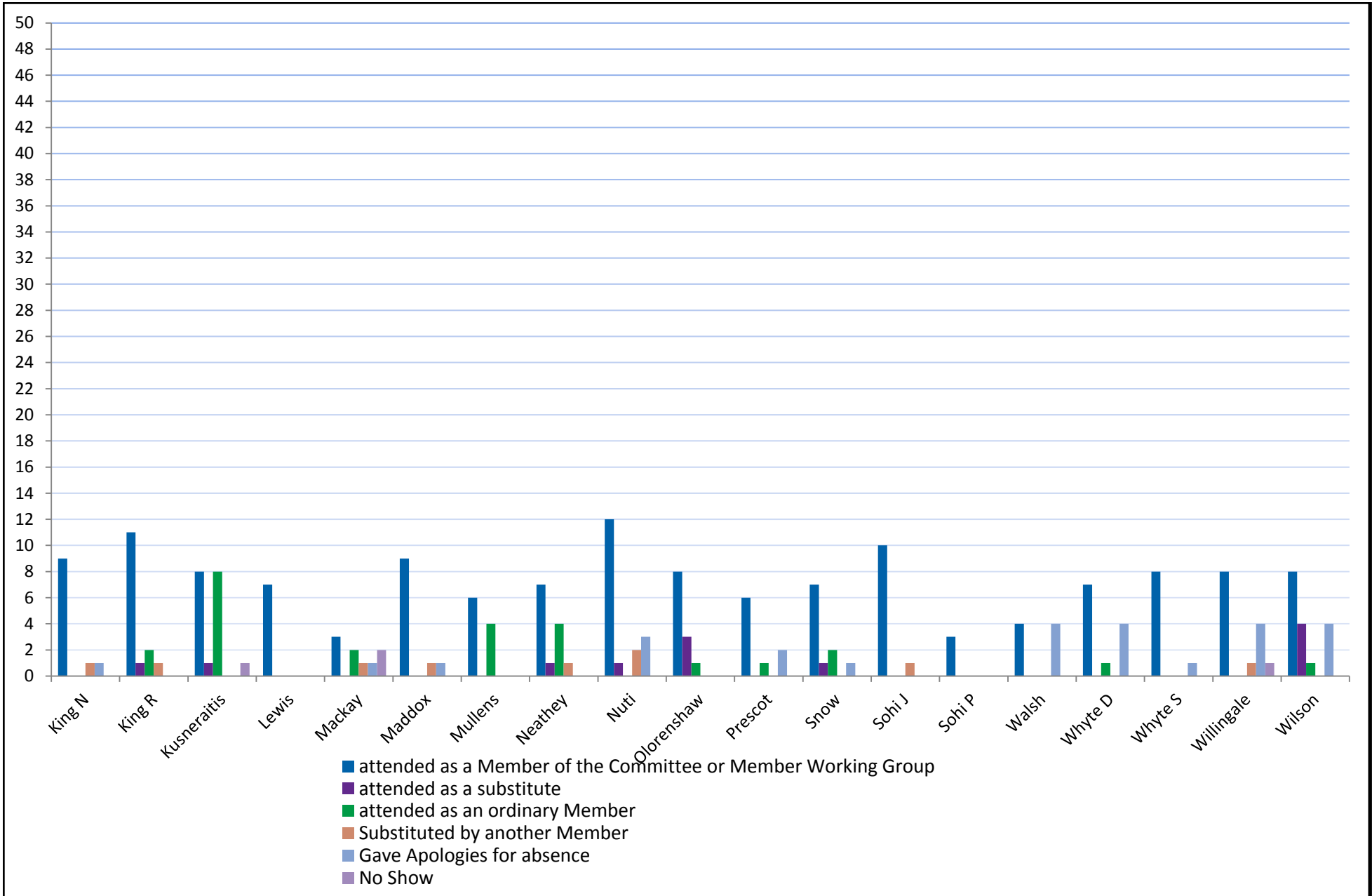
Assets and Regeneration	3
Constitution and Legislation	6
Digital Transformation	5
External Relations & Infrastructure	3
Finance and Corporate Policy	3
HR	4
Performance & Communications	4
Community Development	4
Environment	4
Housing	3
Local Plan and Infrastructure	3

Councillors Attendance Record 2019/2020
Running totals

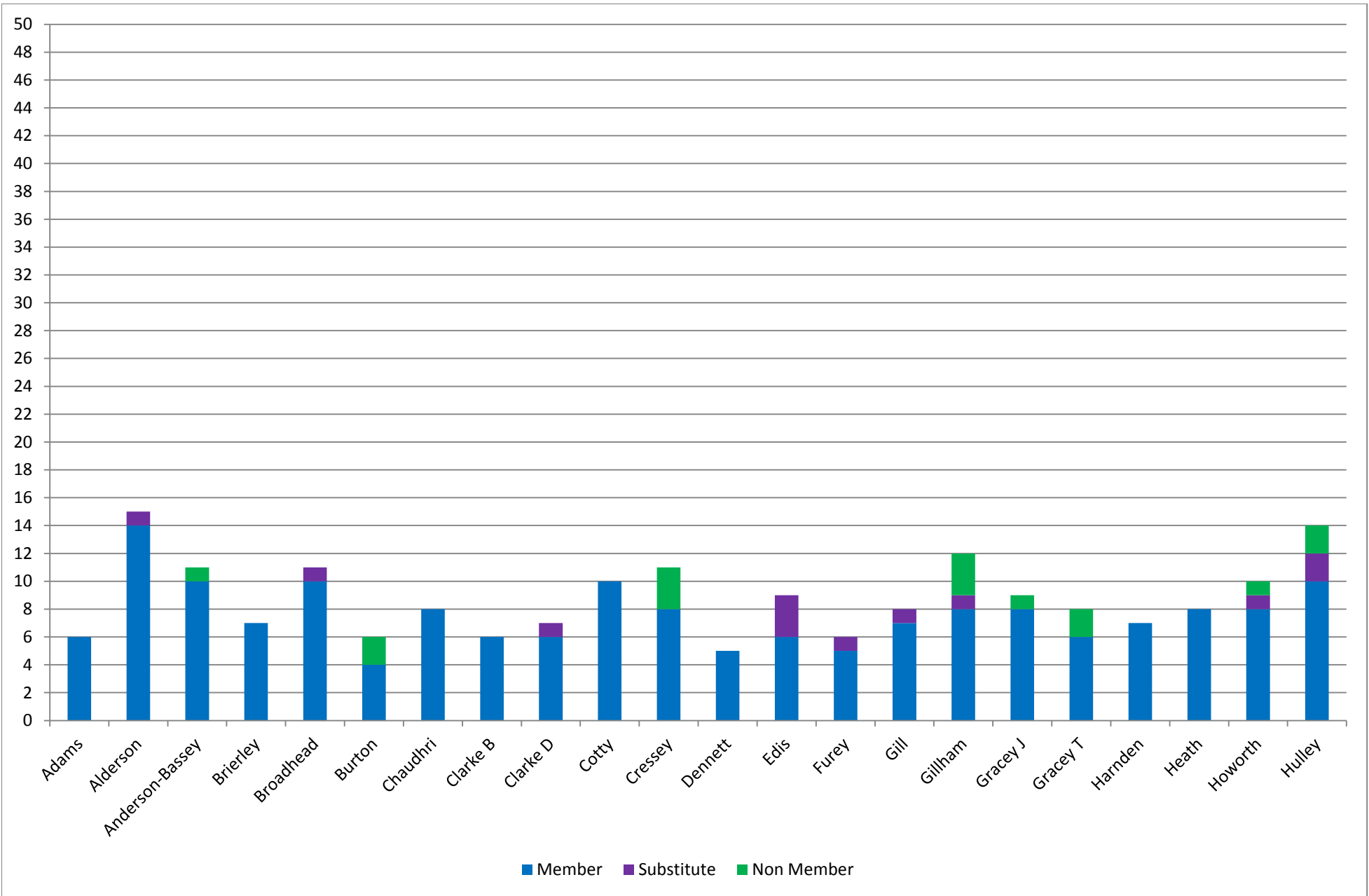


Councillors Attendance Record 2019/2020

Running totals



Councillors A to K Running totals of attendance 2019/2020



Councillors L to Z Running totals of attendance 2019/2020

