

Councillor Attendance 2019/20

Councillor	Attended as:			Running Total	Number of scheduled meetings	Absent:		
	Member	Substitute	Non Member			Subbed	Gave Apologies	No Show
Adams	20			20	24		2	
Alderson	39	2		41	45			
Anderson-Bassey	26		1	27	39	1	6	
Brierley	14			14	27		3	3
Broadhead	31	1	1	33	47	3	1	1
Burton	20		4	24	29		5	
Chaudhri	21			21	39	5	4	2
Clarke B	14			14	24	1	4	2
Clarke D	18	1	1	20	30		4	2
Cotty	30		1	31	38			1
Cressey	30		4	34	37	4		
Dennett	17			17	29		3	1
Edis	14	9	1	24	31	1	4	5
Furey	20	2		22	39	2	7	2
Gill	22	2		24	40	4	3	
Gillham	22	2	6	30	35	1	4	
Gracey J	28	2	1	31	36	1	1	
Gracey T	22		2	24	27			
Harnden	20	1		21	24	2	2	
Heath	26		2	28	39	3	1	
Howorth	26	2	2	30	41	2	3	
Hulley	24	3	3	30	33	1	3	1
King N	28			28	38	2	4	
King R	33	1	3	37	46	2		1
Kusneraitis	23	2	11	36	31		5	6
Lewis	19	3	1	23	21			
Mackay	6		2	8	29	2	3	11
Maddox	23	1		24	29	1	4	1
Mullens	24	1	5	30	30			1
Neathey	26	2	5	33	30	1	1	
Nuti	34	1		35	47	3	5	
Olorenshaw	18	4	2	24	28		4	
Prescot	20		5	25	29	2	3	
Snow	27	2	8	37	39		2	
Sohi J	27	1	5	33	37	1	4	
Sohi P	8			8	9			
Walsh	12	1		13	25	2	6	
Whyte D	28	1	3	32	41		5	
Whyte S	26		1	27	35	1	1	
Willingale	29			29	46	3	6	1
Wilson	20	6	1	27	39	3	8	

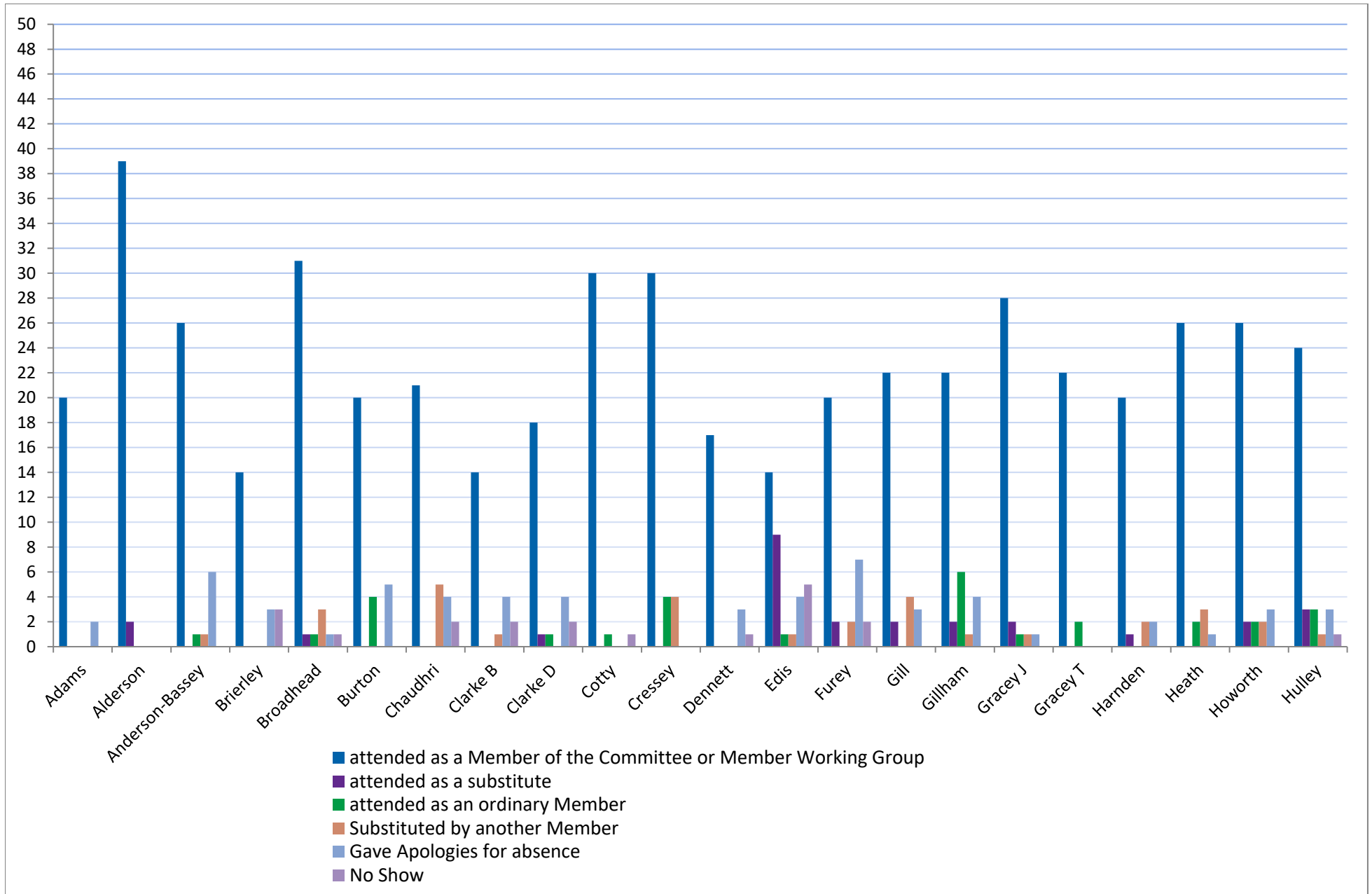
Number of scheduled meetings of each Committee

Cabrera Trust	2
Chertsey Meads	2
Community Services	5
Corporate Management	12
Crime and Disorder	4
Council	7
Englefield Green	3
Environment and Sustainability	5
Housing	5
Planning	15
Licensing	5
Overview and Scrutiny	5
Regulatory	5
Standards and Audit	5
Runnymede Joint	4

Number of Scheduled meetings of each Member Working Group

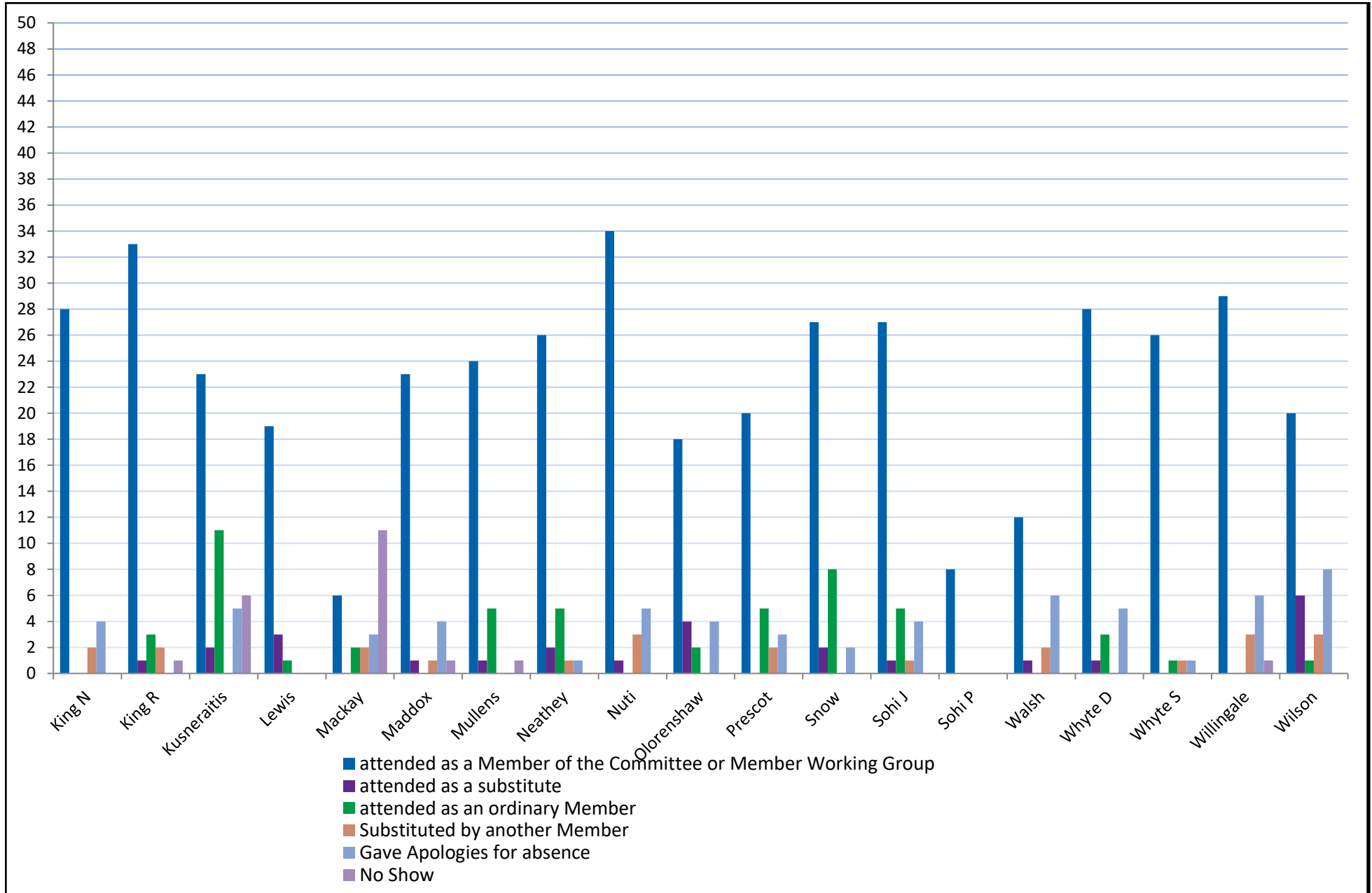
Assets and Regeneration	3
Constitution and Legislation	6
Digital Transformation	5
External Relations & Infrastructure	3
Finance and Corporate Policy	3
HR	4
Performance & Communications	4
Community Development	4
Environment	4
Housing	3
Local Plan and Infrastructure	4

Councillors Attendance Record 2019/2020
Running totals

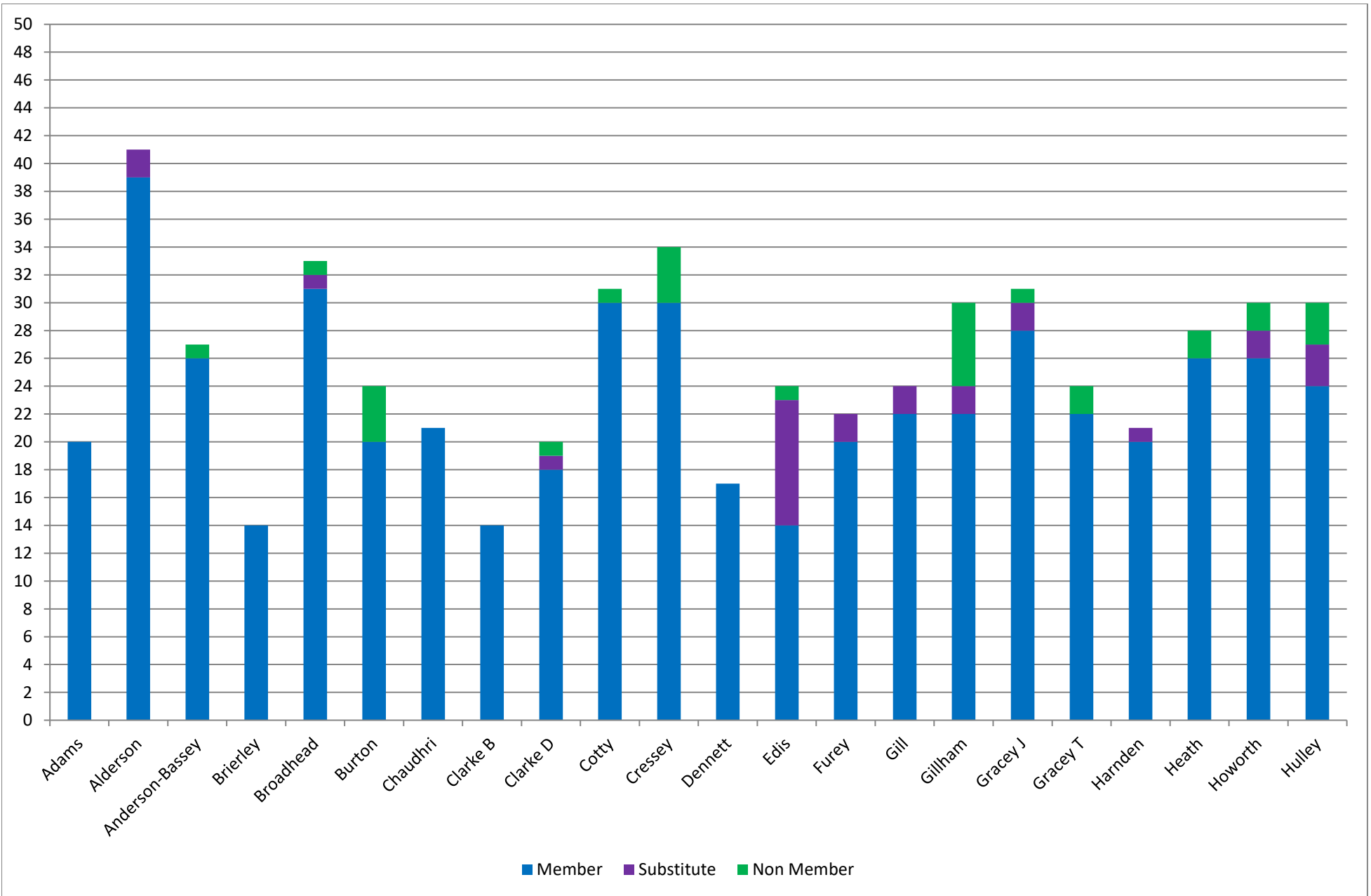


Councillors Attendance Record 2019/2020

Running totals



Councillors A to K Running totals of attendance 2019/2020



Councillors L to Z Running totals of attendance 2019/2020

